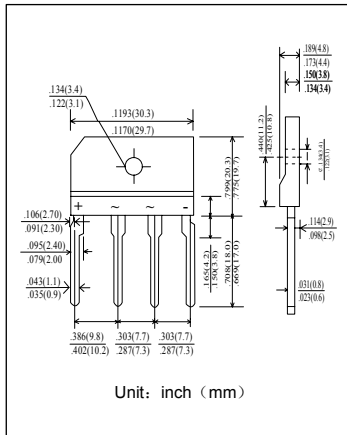




Single-phase Silicon Bridge Rectifier

D5SB20 THRU D5SB80

Reverse Voltage 200 to 800 V
Forward Current 6.0A



特征 Features

- 低的反向漏电流 Low reverse leakage
- 较强的正向浪涌承受能力 High forward surge capability
- 浪涌承受能力: 170 A Surge overload rating: 170 Amperes peak

机械数据 Mechanical Data

- 封装: 塑料封装 Case: Molded Plastic
- 极性: 标记模压或印于本体 Polarity: Symbols molded or marked on body
- 安装位置: 任意 Mounting Position: Any
- 重量: 4.6 克 Weight: 4.6 Grams

极限值和温度特性 TA = 25°C 除非另有规定。

Maximum Ratings & Thermal Characteristics Ratings at 25°C ambient temperature unless otherwise specified.

	符号 Symbols	D5SB20	D5SB40	D5SB60	D5SB80	单位 Unit
最大可重复峰值反向电压 Maximum repetitive peak reverse voltage	V_{RRM}	200	400	600	800	V
最大均方根电压 Maximum RMS voltage	V_{RMS}	140	280	420	560	V
最大直流阻断电压 Maximum DC blocking voltage	V_{DC}	200	400	600	800	V
最大正向平均整流电流 Maximum average forward rectified current	$I_{F(AV)}$	6.0				A
加散热片 $T_c = 111^\circ\text{C}$ 无散热片 $T_a = 25^\circ\text{C}$	$I_{F(AV)}$	2.8				
峰值正向浪涌电流 8.3ms 单一正弦半波 Peak forward surge current 8.3 ms single half sine-wave	I_{FSM}	170				A
最大反向峰值电流 Maximum peak reverse current full cycle	$I_{R(AV)}$	30				μA
典型热阻 Typical thermal resistance	$R_{\theta JA}$	5				$^\circ\text{C/W}$
工作结温和存储温度 Operating junction and storage temperature range	T_j, T_{STG}	-50 --- +150				$^\circ\text{C}$

电特性 TA = 25°C 除非另有规定。

Electrical Characteristics Ratings at 25°C ambient temperature unless otherwise specified.

	符号 Symbols	D5SB20	D5SB40	D5SB60	D5SB80	单位 Unit
最大正向电压 Maximum forward voltage	V_F	1.05				V
最大反向电流 Maximum reverse current	I_R	10				μA
典型结电容 $V_R = 4.0\text{V}, f = 1\text{MHz}$ Type junction capacitance	C_j	40				pF



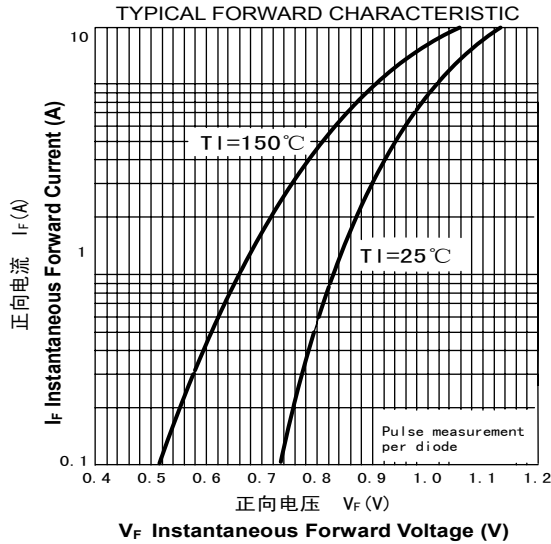
Single-phase Silicon Bridge Rectifier

D5SB20 THRU D5SB80

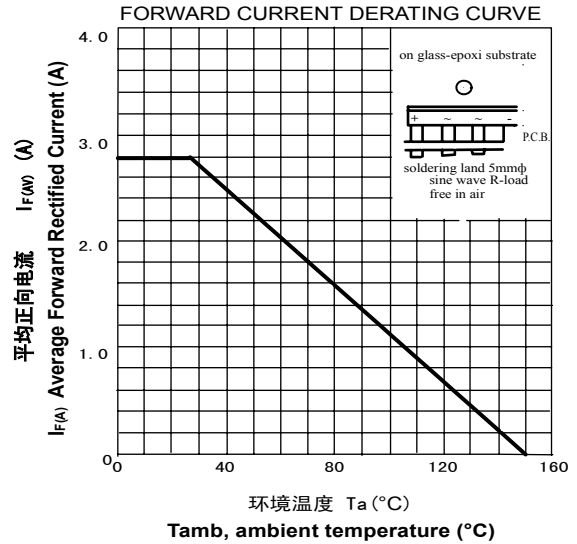
Reverse Voltage 200 to 800 V
Forward Current 6.0A

Characteristic Curves

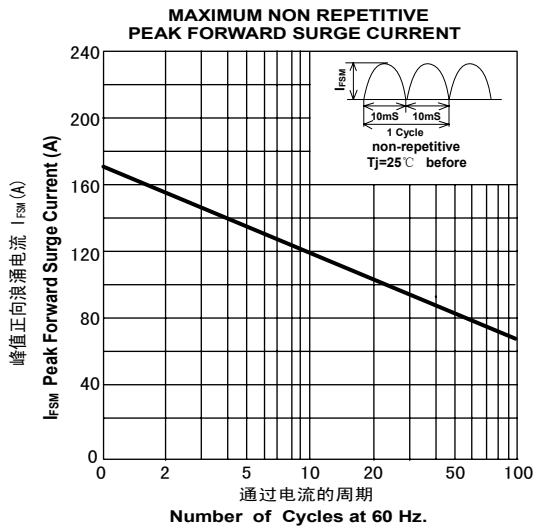
正向特性曲线 (典型值)



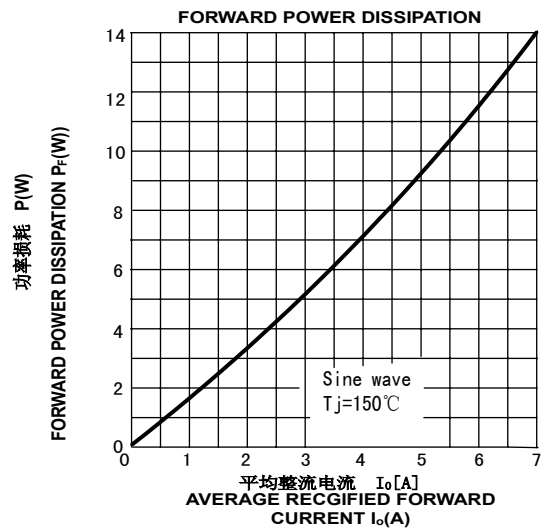
正向电流降额曲线



浪涌特性曲线 (最大值)



功率损耗曲线



正向电流降额曲线

